

Streaming Analytics

Via Ditto (Independent Label)

Monthly Report

Total Streams

7,463

vs Previous 90 days

+ 1813.59% ▲

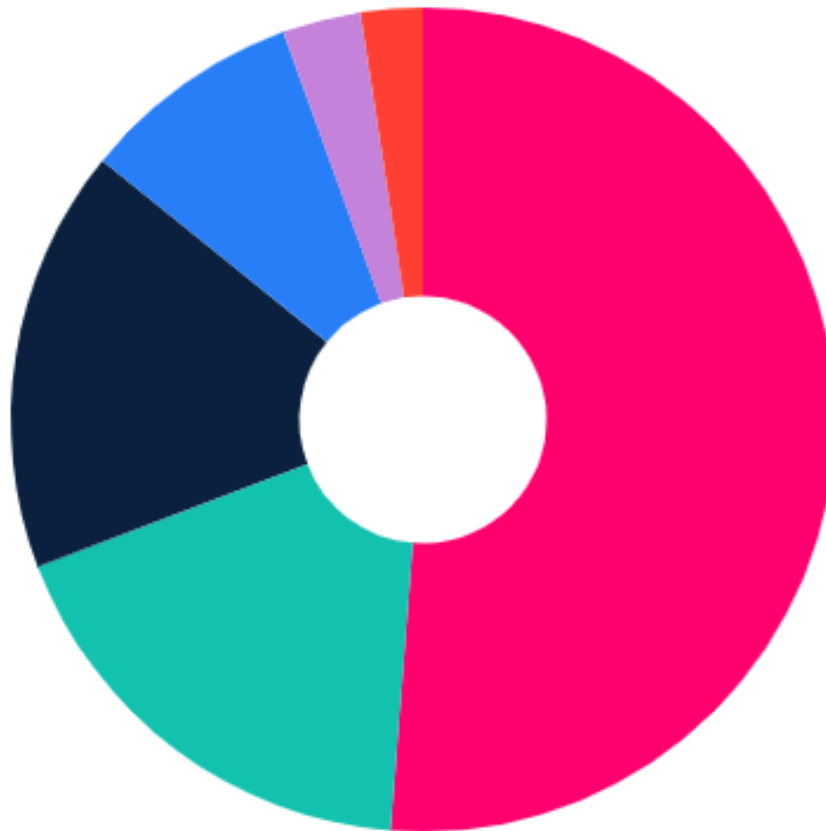
— Spotify 6,815

— YouTube 532


Streaming Analytics

Via Ditto (Independent Label)

Best Performing Stores




 **iTunes**
£35.39

 **Spotify**
£12.38

 **amazonmusic**
£11.49

 **Apple MUSIC**
£5.99

 **facebook**
£2.13

 **amazon music**
£1.67

Total Royalties

£73.18

Streaming Analytics

Via Spotify For Artists

7,620 streams ▲ 875% change since last month

Oct 17, 2022 – Nov 13, 2022 • Worldwide

5,354 listeners ▲ 692% change since last month

Oct 17, 2022 – Nov 13, 2022 • Worldwide

Streams / Listener

1.436

Streaming Analytics

Via Spotify For Artists

Top countries

Listeners • Last 28 Days • Worldwide

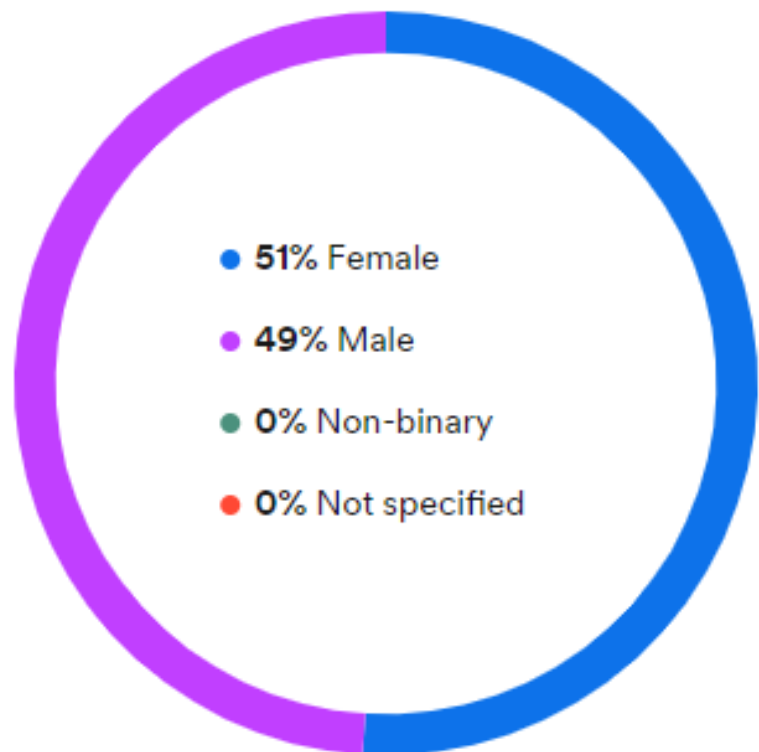
Last 28 Days		Listeners
1	United States	4,183
2	Germany	515
3	United Kingdom	347
4	Hong Kong	166
5	Netherlands	125
6	United Arab Emirates	5
7	Indonesia	2
8	Philippines	2
9	India	1
10	Australia	1

Streaming Analytics

Via Spotify For Artists

Listeners' gender

Listeners • Last 28 Days • Worldwide

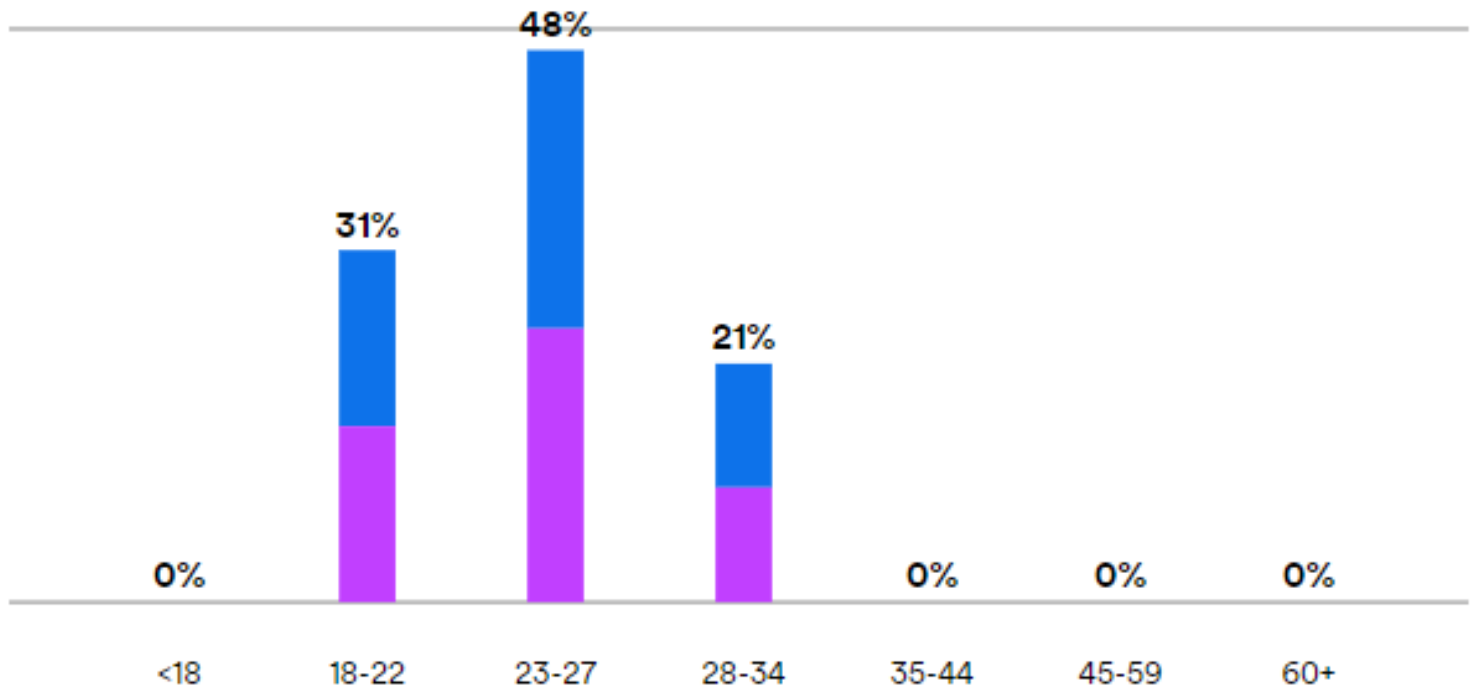


Streaming Analytics

Via Spotify For Artists

Listeners' age

Listeners • Last 28 Days • Worldwide

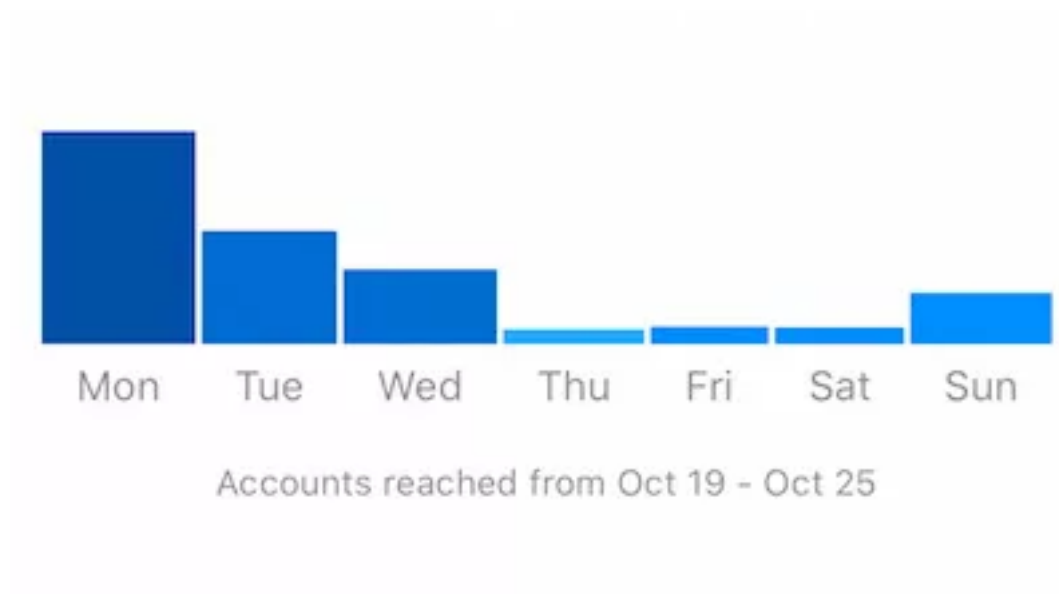


Instagram Analytics

Via Creator Tools

Overview

You reached **+686%** more accounts compared to
Sep 16 - Oct 15



Accounts reached

8,392